




2024 MOBILE APP

HOW-TO GUIDE



Class registration is quickly approaching! The app will allow you to sign up for classes starting at **10:00 AM Central (St. Louis) Time on March 18th.**

We suggest you download the app ASAP and write down a list of your first choice classes and backup options if the classes fill up.

HOW TO ACCESS THE SHUTTERFEST 2024 APP:

1. Via the App Store or Google Play Store by searching “ShutterFest 2024”
2. Via any web browser at <https://guidebook.com/g/sf24>

The app will ask for an email address. You should have received an invitation from invitations@guidebook.com which will allow you to log in. If you have a ShutterFest ticket but can not access the app, please contact **support@behindtheshutter.com** ASAP! In your email, include the best address to send the invitation to.

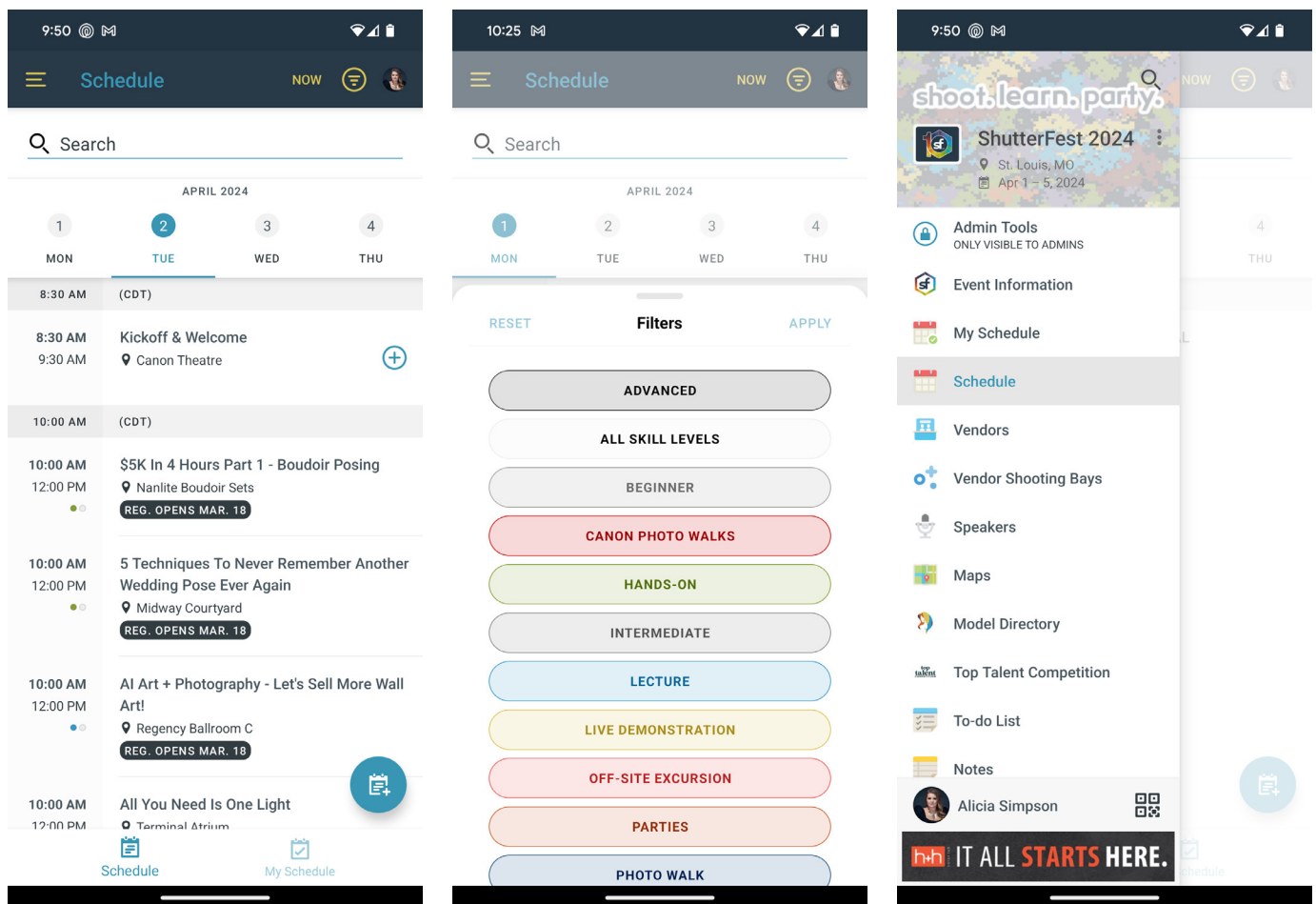
CLASS SIGNUP TIPS:

1. Hands-on classes are limited to 50 people and should be your first priority, as they fill up quickly.
2. Watch where you tap! Registering is done by hitting the + button next to the class title and if you accidentally tap it after you’re registered, you could accidentally UN-register yourself.
3. If a class you want is full, you can add yourself to the waitlist OR sign up for something different in that time slot. You cannot do both, so choose wisely! Waitlist spots will only open up if someone drops the class, and are given automatically to the first person on the list. There is currently no way to see what position you are at on the waitlist.
4. After your schedule is secured, take a screenshot of the “My Schedule” screen in the app.

NAVIGATING THE APP:

When you open up the app, you'll see the schedule of available classes in the Schedule tab. Tap on a date to see the classes on that day. You can filter classes by searching or tapping the filter icon to show classes by type or intended level.

Tap on the menu icon to see all of the other info we have added for you!



REGISTER FOR CLASSES:

To register for a class, tap the plus button next to the class title. Select a reminder time or select “No thanks”, and you’re all done! The class should now show up on the “My Schedule” screen.

9:50

Schedule

NOW

Q Search

APRIL 2024

1234

MONTUEWEDTHU

8:30 AM

(CDT)

8:30 AM

9:30 AM

Kickoff & Welcome

Canon Theatre

+

10:00 AM

(CDT)

10:00 AM

12:00 PM

\$5K In 4 Hours Part 1 - Boudoir Posing

Nanlite Boudoir Sets

REG. OPENS MAR. 18

10:00 AM

12:00 PM

5 Techniques To Never Remember Another Wedding Pose Ever Again

Midway Courtyard

REG. OPENS MAR. 18

10:00 AM

12:00 PM

AI Art + Photography - Let's Sell More Wall Art!

Regency Ballroom C

REG. OPENS MAR. 18

10:00 AM

12:00 PM

All You Need Is One Light

Terminal Atrium

+

Schedule

My Schedule

9:51

My Schedule

NOW

Q Search

APRIL 2024

1234

MONTUEWEDTHU

8:30 AM

(CDT)

8:30 AM

9:30 AM

Kickoff & Welcome

Canon Theatre

✓

8:00 PM

(CDT)

8:00 PM

11:59 PM

ShutterFest Met Gala

Grand Hall

✓

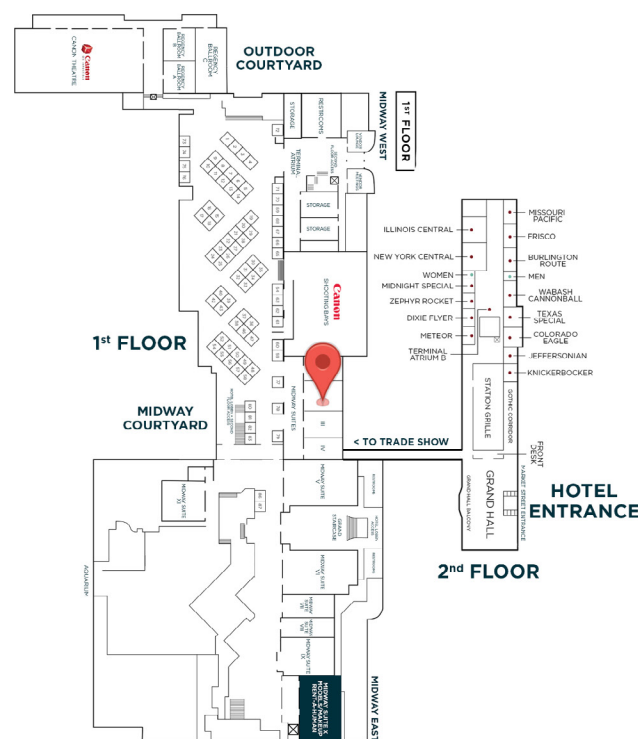
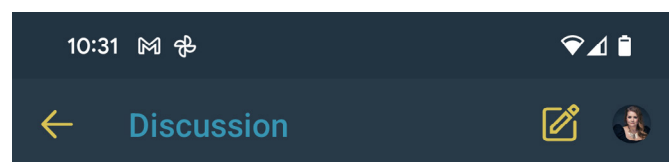
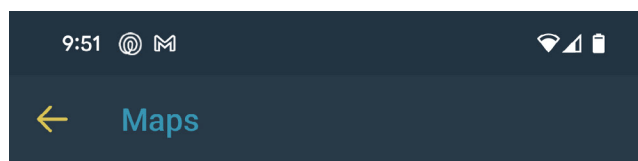
Schedule

My Schedule

SEE CLASS DETAILS & LOCATIONS:

Tap on a class title to see its location, classification, description, and discussions. We've encouraged speakers to use the discussion tab this year to answer questions, post what gear you'll need, etc.

Click on the class's location to see where it is located on a map of Union Station.



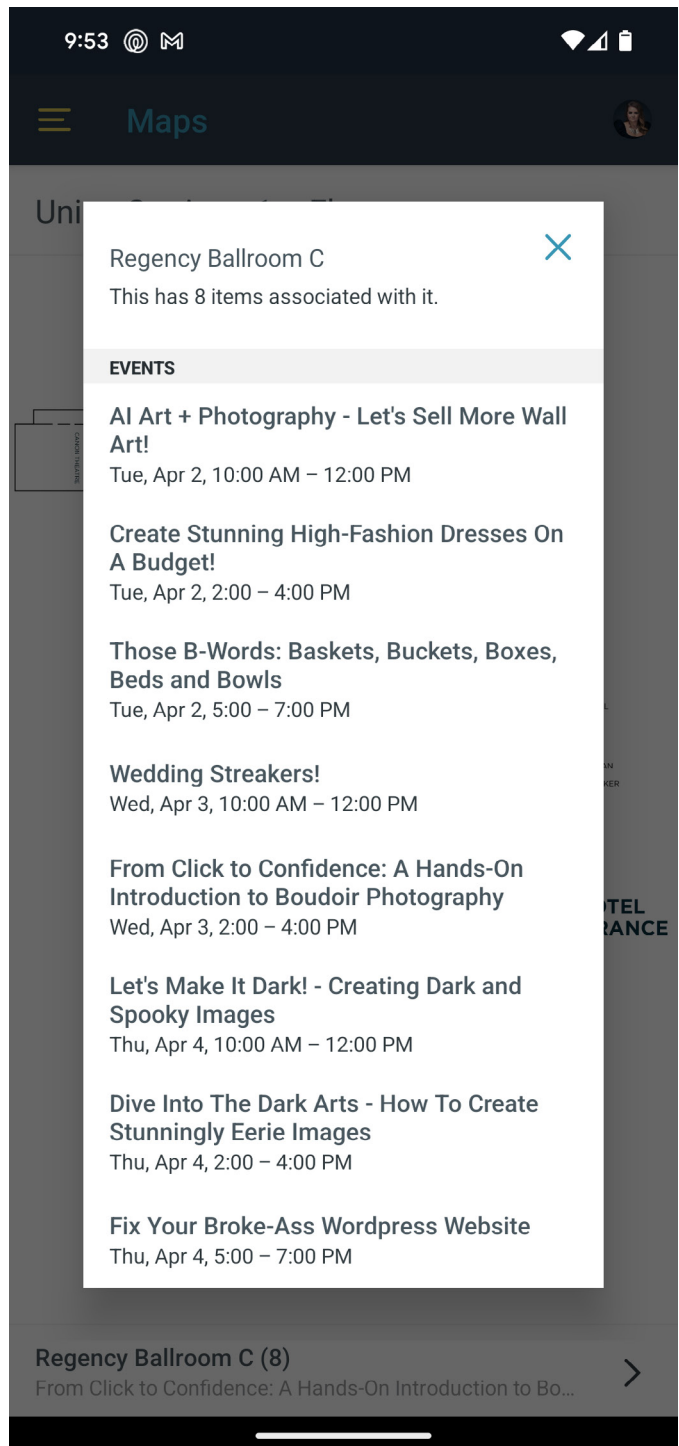
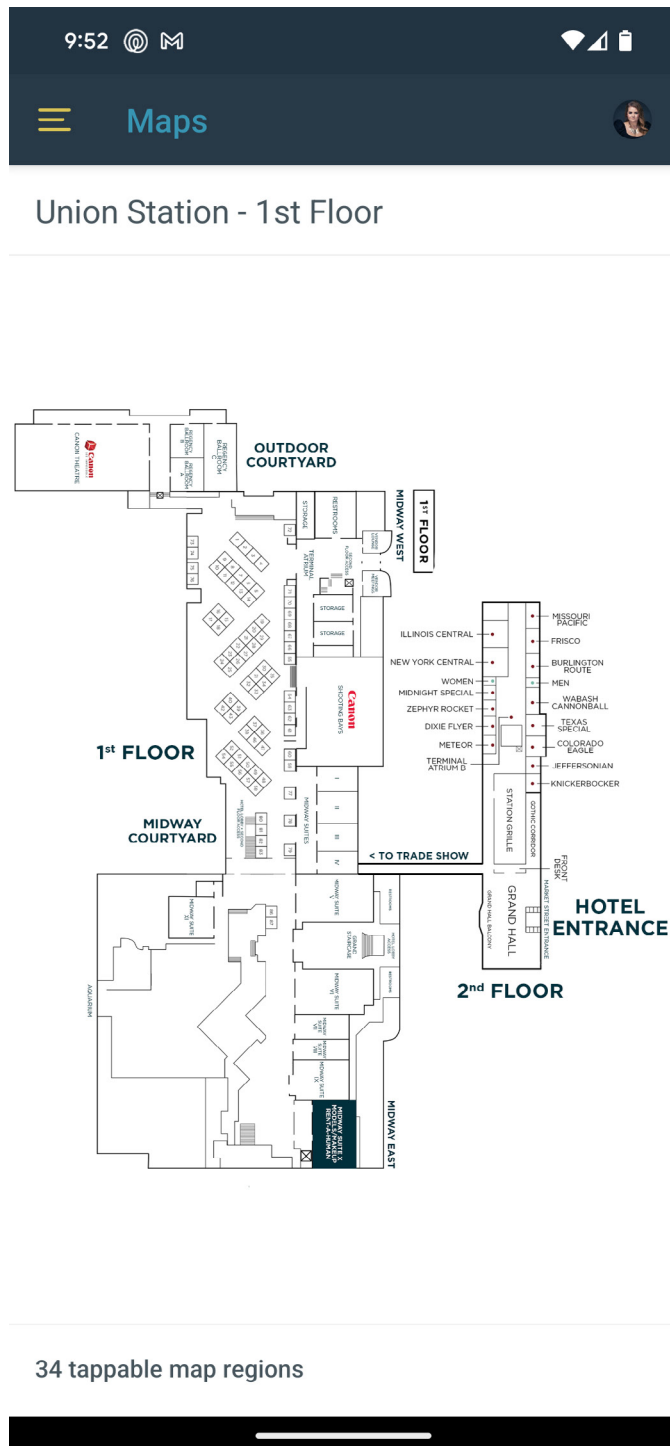
Nanlite Boudoir Sets (7)

Bridal And Couple's Boudoir - Let's Turn Up The Heat!, Ma...



MAPS:

Tap on Maps from the menu to view a map of Union Station. Pinch to zoom in. Tap on a spot on the map to see classes going on at that location.




EXPLORE SPEAKERS:


Tap on Speakers in the menu to see all the amazing instructors that will be at ShutterFest. Tap on a speaker’s name to see their bio, sponsors, add them to your “to do” list, and see all of the sessions they are teaching.

9:52 @ M


Speakers




Aaron Cooke




Abbie Gowin




Alain Martinez



Alissa Cincotta




Andre Brown



Ayla Quellhorst

9:52 @ M

Sal Cincotta



Sal is a Canon Explorer of Light, and was named the #1 Wedding Photographer in the World by One Eyeland. He is a Double Master of WPPI and a PPA Photographic Craftsman (Cr.Photog.) and Master of Photography (M.Photog).

Sal is also the founder of the photography conference, ShutterFest, and is a popular speaker and instructor, offering international hands-on workshops and seminars on a variety of photography-related topics. Sal is known for his energetic and engaging teaching style and is highly regarded in the photography community for his technical knowledge and creative approach.

SESSIONS

SECRET SHOOT WITH SAL

Mon Apr 1, 11:00 AM - 12:00 PM

Kickoff & Welcome

Tue Apr 2, 8:30 AM - 9:30 AM

Building a 12-Month Marketing Plan

Tue Apr 2, 10:00 AM - 12:00 PM

Dramatic Portraits // How to Conceptualize, Pose, and Light Dramatic Wedding, Senior, and Boudoir Portraits

Thu Apr 4, 2:00 PM - 4:00 PM


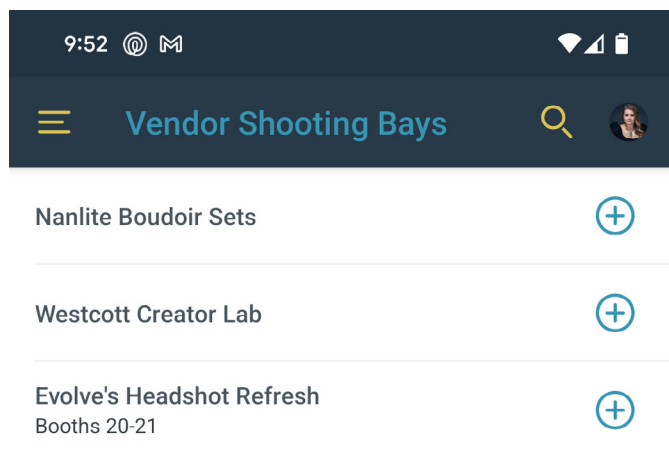
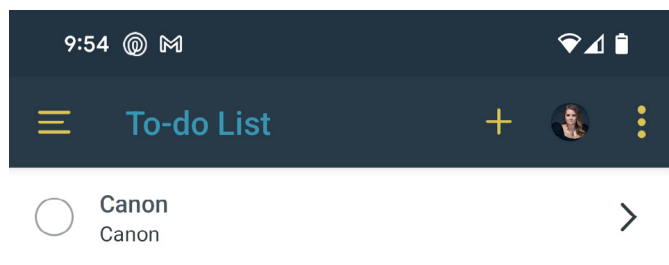
+

ADD TO TO-DO

EXPLORE VENDORS & SHOOTING BAYS:



Check out the Vendors and Vendor Shooting Bays tab to see what our vendors have going on at the event! Add Vendors you'd like to see or Shooting Bays you'd like to visit to your To Do List in the app.

Tap on To Do in the menu to see your full To Do list. *NOTE: adding items to this list will NOT block your ability to register for overlapping classes.*



VIEW EVENT INFORMATION:

Tap on Event Information to see almost anything you might want to know about ShutterFest: from event hours, WiFi, when to get your badge and where to pick up your swag and more. Items in Event Information can also be added to your to do list by clicking the + button.



Food Trucks

📍 Outdoor Courtyard

Some of St. Louis' finest food trucks are here for lunch from 12-3 and dinner from 5-8, Tuesday-Thursday. Click each name to see their website/menu!

Tuesday Lunch | 12-3pm

[Picture Perfect Panini](#)

[Farm Truk Food](#)

[Blues Fired Pizza](#)

[Angie Burger](#)

[NY Tom's Foodtruck](#)

[Go Gyro Go!](#)

[Doughboy's Wood Fired Pizza](#)

[Seoul Taco](#)

[TreauX's Cajun BBQ](#)

Tuesday Dinner | 5-8pm

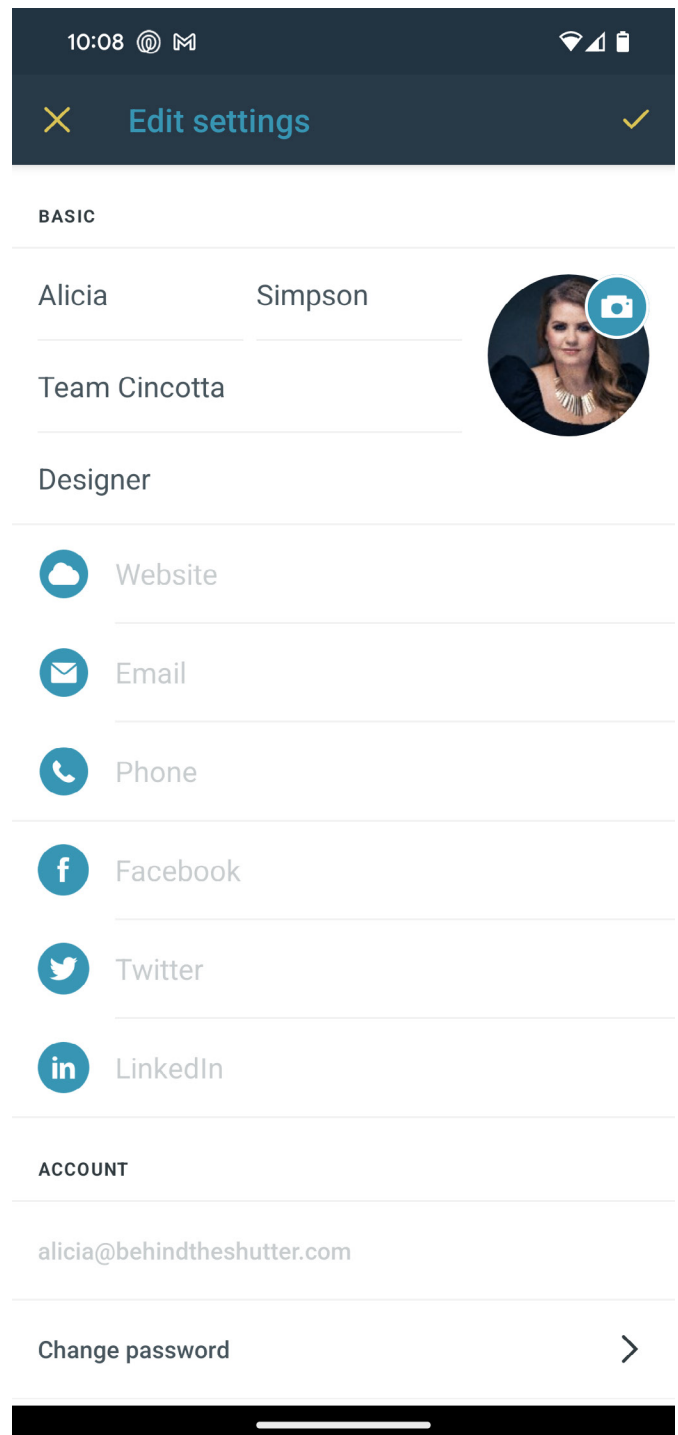
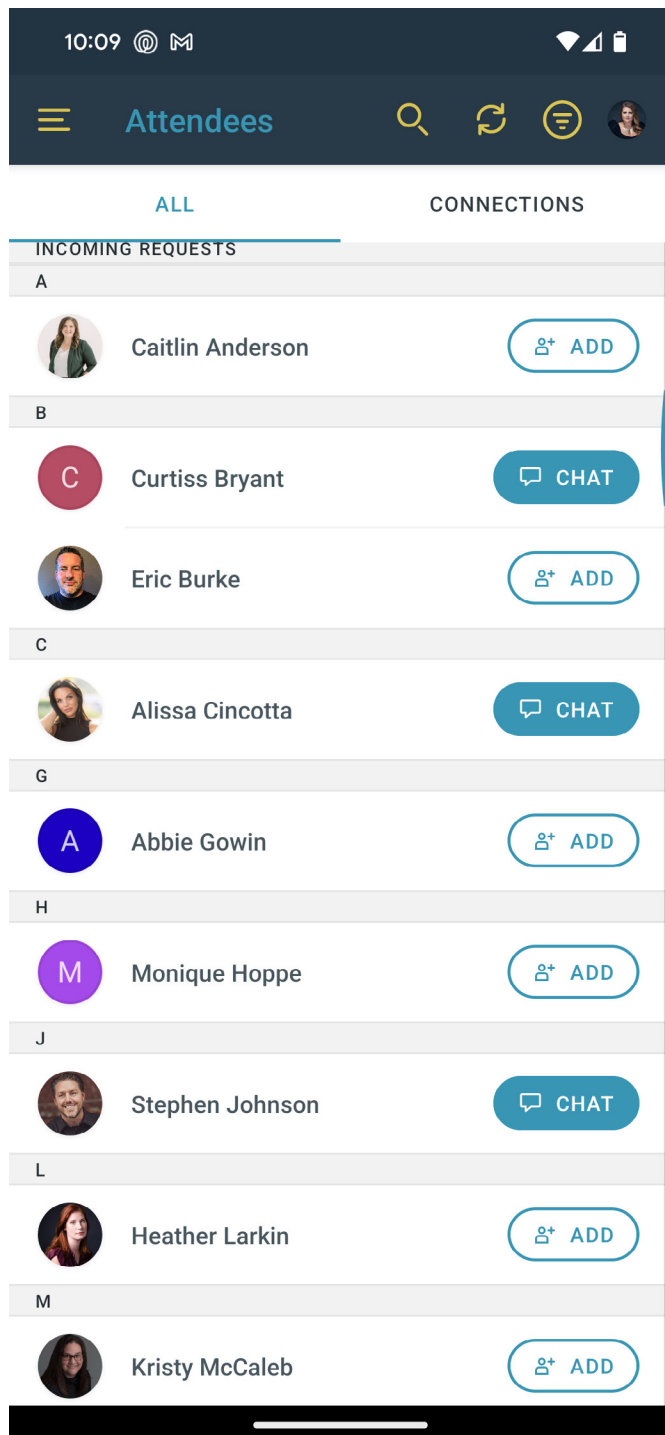
[Picture Perfect Panini](#)

[+](#) ADD TO TO-DO

CONNECT WITH ATTENDEES:

Tap on the Attendees tab in the menu to see, connect, and chat with others.

Tap your profile picture in the top right hand corner to edit your information.



SCREENSHOT YOUR QR CODE:

Speakers will take attendance for class in the app by scanning your unique QR Code. To view your code, open the menu and tap on the QR icon next to your name at the bottom of the screen. The first time you open it, you will need to grant the app permission to share your information so we can view attendance records.

Once the QR code loads, **we suggest taking a screenshot of it so that you can still pull it up if cell service or WiFi is bad in your class location.**

Pro Tip: go one step further and PRINT your code on a sticker label, and stick it to your badge at ShutterFest!

